


TIPS FOR FAMILIES



EAT RIGHT


- 1 Make half your grains whole.** Choose whole-grain foods, such as whole-wheat bread, oatmeal, brown rice, and lowfat popcorn, more often.
- 2 Vary your veggies.** Go dark green and orange with your vegetables—eat spinach, broccoli, carrots, and sweet potatoes.
- 3 Focus on fruits.** Eat them at meals, and at snack time, too. Choose fresh, frozen, canned, or dried, and go easy on the fruit juice.
- 4 Get your calcium-rich foods.** To build strong bones, serve lowfat and fat-free milk and other milk products several times a day.
- 5 Go lean with protein.** Eat lean or lowfat meat, chicken, turkey, and fish. Also, change your tune with more dry beans and peas. Add chick peas, nuts, or seeds to a salad; pinto beans to a burrito; or kidney beans to soup.
- 6 Change your oil.** We all need oil. Get yours from fish, nuts, and liquid oils such as corn, soybean, canola, and olive oil.
- 7 Don't sugarcoat it.** Choose foods and beverages that do not have sugar and caloric sweeteners as one of the first ingredients. Added sugars contribute calories with few, if any, nutrients.



EXERCISE

- 1 Set a good example.** Be physically active and get your family to join you. Have fun together. Play with the kids or pets. Go for a walk, tumble in the leaves, or play catch.
- 2 Take the President's Challenge as a family.** Track your individual physical activities together and earn awards for active lifestyles at www.presidentschallenge.org.
- 3 Establish a routine.** Set aside time each day as physical activity time—walk, jog, skate, cycle, or swim. Adults need at least 30 minutes of physical activity most days of the week; children 60 minutes everyday or most days.
- 4 Have an activity party.** Make the next birthday party centered on physical activity. Try backyard Olympics, or relay races. Have a bowling or skating party.
- 5 Set up a home gym.** Use household items, such as canned foods, as weights. Stairs can substitute for stair machines.
- 6 Move it!** Instead of sitting through TV commercials, get up and move. When you talk on the phone, lift weights or walk around. Remember to limit TV watching and computer time.
- 7 Give activity gifts.** Give gifts that encourage physical activity—active games or sporting equipment.







HAVE FUN!



MyPyramid Worksheet

Name: _____

Check how you did yesterday and set a goal to aim for tomorrow

Write In Your Choices From Yesterday	Food and Activity	Tip	Goal (Based On a 1800 Calorie Pattern)	List Each Food Choice In Its Food Group*	Estimate Your Total
Breakfast:	Grains 	Make at least half your grains whole grains.	6 ounce equivalents (1 ounce equivalent is about 1 slice bread, 1 cup dry cereal, or 1/2 cup cooked rice, pasta, or cereal)		_____ ounce equivalents
Lunch:	Vegetables 	Color your plate with all kinds of great tasting veggies.	2 1/2 cups (Choose from dark green, orange, starchy, dry beans and peas, or other veggies).		_____ cups
Snack:	Fruits 	Make most choices fruit, not juice.	1 1/2 cups		_____ cups
Dinner:	Milk 	Choose fat-free or lowfat most often.	3 cups (1 cup yogurt or 1 1/2 ounces cheese = 1 cup milk)		_____ cups
Physical activity:	Meat and Beans 	Choose lean meat and chicken or turkey. Vary your choices—more fish, beans, peas, nuts, and seeds.	5 ounce equivalents (1 ounce equivalent is 1 ounce meat, chicken or turkey, or fish, 1 egg, 1 T. peanut butter, 1/2 ounce nuts, or 1/4 cup dry beans)		_____ ounce equivalents
	Physical Activity 	Build more physical activity into your daily routine at home and school.	At least 60 minutes of moderate to vigorous activity a day or most days.		_____ minutes

How did you do yesterday? Great So-So Not So Great

My food goal for tomorrow is: _____

My activity goal for tomorrow is: _____

* Some foods don't fit into any group. These "extras" may be mainly fat or sugar—limit your intake of these.

